

Canadian Association for Physical Anthropology
Association pour l'Anthropologie Physique au Canada

N E W S L E T T E R

B U L L E T I N

SPRING 1990

TABLE OF CONTENTS

President's Message	1
Meeting of CAPA Delegates with Officials of SSHRCC and NSERC	2
Meeting Announcement, Call for Papers	3
Report of the Past President/Acting Editor	4
Canadian Anthropology Society. 17th Annual Conference, Calgary. Preliminary Program	5-6
Student Participation at Annual Meetings	7-8
- 1989 Student Prizes	
- Report of the 1989 Judging Committee	
[Criteria for the Oschinsky-McKern award and the Davidson Black Award]	
- Encouraging Student Participation - Nancy Lovell	
Canadian Students Honoured at U.S. Meeting	9
Palaeopathological Association Newsletter	9
Minutes of the 17th Annual General Meeting	10-12
Financial Statement as of 31 October 1989	13
Program Chairman's Review of the 17th Meeting	14
Abstracts	15-33
News from the Campuses	34-55
Members' Research, Publications and Suggestions Concerning CAPA: Results of a Survey - Julie Cormack	57-68
Membership List as of April 1990	69-72

PRESIDENT'S MESSAGE

After a very successful annual meeting hosted by Mark Skinner and his students in Vancouver, we now look forward to our next meeting, to be held in Banff. While it is often difficult for members from eastern Canada to attend meetings held in the west, and vice versa, due to the great distances to be travelled and the consequent costs of transportation, CAPA has recently instituted travel assistance funds for students (details can be found elsewhere in the Newsletter). I hope that this assistance will encourage student participation in our meetings.

More good news on the financial side is that changes in the guidelines for SSHRC research grants now encourage the support of graduate students. This has been accepted practice for NSERC grants, but SSHRC previously barred a grant holder from supporting a graduate student for doing work related to his or her thesis. Since SSHRC is in many ways emulating NSERC's guidelines with their revamped program, we may see further improvements in funding for physical anthropology. There remains, however, the problem of physical anthropology having no home in either NSERC or SSHRC. Some primatologists have been successful with NSERC, but many osteologists, for example, continue to fall through the cracks. Although it may be possible to slant one's grant application to stress an archaeological or biological context this does not ensure that one's application will be reviewed by one's peers - physical anthropologists. Remedying this situation, identified as a problem for a number of years, is still high on the list of priorities of the CAPA executive. I want to enlist the help of all members who have had some experience with, or can relate anecdotes of, the problems of grant funding for physical anthropologists - please send me a brief but detailed report of the case(s), and indicate what is fact and what is surmised. Copies of correspondence will help, if relevant. I am enlisting the support of the U of Alberta's research office in lobbying for identification of physical anthropology as a research area, and Anne Katzenberg is obtaining the support of her research office at the U of Calgary. Our universities are demanding increasingly that we obtain external funding, and if we can document that this is very difficult to do, they may assist us in our efforts to get recognition.

Recognition of our association is another issue to be discussed at our next annual meeting. Several CAPA members will be attending the annual meetings of the Canadian Anthropology Society in May, and will report next fall on the pros and cons of CAPA joining this "umbrella" organization.

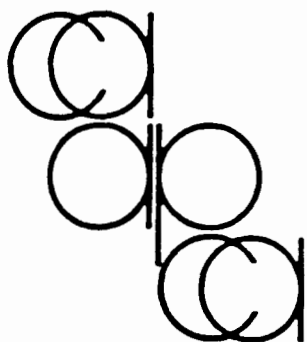
Best wishes for a productive year: I look forward to seeing many of you in Banff.

Nancy Lovell

MEETING OF CAPA DELEGATES WITH OFFICIALS OF SSHRCC AND NSERC

The ad hoc committee on federal granting agency liaison has been at work, defining the issues and making contact with people in Ottawa. A meeting has been arranged, on April 20, with the Secretary General of SSHRC and the NSERC Director of Cross-disciplinary Activities. NHRPD is also being kept informed. On the CAPA side of the table will be Susan Pfeiffer, Nancy Ossenberrg and Jerry Cybulski. Our goal will be to impress upon the agencies our frustrations, associated with not having a clear "home" agency. Our ultimate goal is to work out clear guidelines regarding eligibility, smooth inter-agency communication, and some mechanism of permanent involvement.

Please contact Annie Katzenberg or Susan Pfeiffer, before or after April 20, if you have concerns about funding matters. We are especially interested in hearing about past frustrations and/or problems. Thank you!



Canadian Association for Physical Anthropology
Association pour l'Anthropologie Physique au Canada

ANNOUNCEMENT OF MEETING

First Call for Papers and Symposia

The 18th Annual Meeting of the Canadian Association for Physical Anthropology will be held 29 November to 1 December 1990 at the Banff Park Lodge, centrally located in Banff Townsite in the heart of the Canadian Rockies. There is bus service directly to the hotel from the Calgary International Airport and the conference hotel is located near the bus terminal. We will also arrange additional transportation from the airport to the conference on Wednesday.

This year's conference rate is \$79 single or double occupancy with a \$10 charge for each additional person.

Send abstracts and symposia proposals to:

Dr. M. Anne Katzenberg
Department of Archaeology
University of Calgary
2500 University Drive N.W.
Calgary, Alberta T2N 1N4

Bitnet: Katzenberg @ UNCAMULT
Telephone: (403) 220-3334

REPORT OF THE PAST PRESIDENT/ACTING EDITOR

As Hermann Helmuth (Editor elect) is in Germany for sabbatical leave, I agreed to prepare this issue of the Newsletter. Many thanks to those who sent contributions: it is wonderful to have your thoughts and impressions on such a variety of topics! Though a member certainly need not feel obliged to submit an item for every issue, perhaps the contents of this issue will encourage more submissions next year, especially if you realize that what may seem "old hat" to you could be a source of amazement and delight to some colleague you haven't seen for awhile.

As reported in the Minutes of the last two General Meetings, a subcommittee (Herring, Lazenby, Ossenberg) has been looking into the possibility of holding our annual meetings 1991 - jointly with another organization, either the Canadian Archaeological Association or the Canadian Anthropological Society (the latter being an umbrella organization for three groups: Canadian Ethnological Association, Society for Applied Anthropology in Canada, Canadian Association for Medical Anthropology). The subcommittee has gathered some information already, and plans to gather more during the CAS meeting this May.* We should be ready, then, early this fall to set out the pros and cons of such a move, so that the members can indicate their decision by mail ballot.

As outgoing President I would like to thank Shelley Saunders and Mary Jackes (past and current Secretaries-Treasurer) and Hermann Helmuth and Mark Skinner (1988 and 1989 Program Chairmen) for all their help and support during my term. Thanks also to the many others who have offered their suggestions, time and effort to further the aims of CAPA.



* I have included a copy of the preliminary program of the May meeting of the Canadian Anthropology Society, in order to give you an idea of the scope of the sessions, variety of topics addressed, etc. (see p. 5-6).

CANADIAN ANTHROPOLOGY
SOCIETY

17TH ANNUAL CONFERENCE,

CALGARY, ALBERTA

MAY 2-5, 1990

PRELIMINARY
PROGRAMME

In addition to the scientific sessions that are listed below, the 1990 CASCA conference will be memorable for the following events and sessions:

- A special Saturday session on Ethno-nationalism in the Canadian and Soviet North with Dr Valeri Tishkov of the Institute of Ethnography of the USSR Academy of Sciences.
- A half-day visit followed by a barbecue at Head-Smashed-In Buffalo Jump in Southern Alberta (transportation and barbecue included in registration fee).
- Special Plenary Session on applied anthropology in memory of Richard F. Salisbury.

ASSOCIATION CANADIENNE
D'ANTHROPOLOGIE

17^E RÉUNION ANNUELLE

CALGARY, ALBERTA

LE 2 à 5 MAI, 1990

PROGRAMME
PROVISOIRE

En sus les sessions scientifiques indiquées ci-dessous, la réunion de 1990 de CASCA sera mémorable à cause des événements et des séances suivantes:

- Une séance spéciale le samedi sur la question: Ethno-nationalisme dans le Nord canadien et le Nord soviétique, avec le Docteur Valeri Tishkov de l'Institut d'Ethnographie de l'Académie des Sciences de l'URSS.
- Une visite (durée approximative: une demi-journée) au site historique de l'Alberta du Sud, Head-Smashed-In Buffalo Jump, suivi d'un barbecue (frais de transport et de barbecue compris dans l'inscription).
- Session plénière spéciale sur l'anthropologie appliquée dédiée à la mémoire de Richard F. Salisbury.

- Joint meetings with the Canadian Association for Medical Anthropology and The Society for Applied Anthropology in Canada.

- Series of sessions and workshops and luncheon over two days, with the theme "The Differences which Bind Us", organized by the CASCA Women's Network.

- Distinguished speakers at daily plenary sessions:

- Réunion avec deux autres sociétés savantes: l'Association canadienne d'Anthropologie médicale et La Société d'Anthropologie Appliquée au Canada

- Séances, ateliers (pendant deux jours) sur la thème: «Les différences qui nous unissent» (y compris un déjeuner) pour ceux qui s'intéressent aux questions féministes, organisés par Le Réseau des Femmes de la CASCA.

- Conférenciers invités pour les séances plénières quotidiennes:

Dr Ian Jarvie

(YORK UNIVERSITY)

Dr Bernard Bernier

(UNIVERSITÉ DE MONTRÉAL)

Dr Raoul Anderson

(MEMORIAL UNIVERSITY OF NEWFOUNDLAND)

jointly with/en collaboration avec:
SAAC

Dr Eموke Szathmary

(UNIVERSITY OF WESTERN ONTARIO)

jointly with/en collaboration avec:
CAMA/ACAM

SESSIONS

Following is a very preliminary list of some of the sessions of which we have received notice to date; the organizers of these sessions are still receiving papers:

Anthropology and Public Policy
Dr Noel Dyck
Department of Anthropology
Simon Fraser University
Burnaby, B.C.

Anthropological Approaches to Fishing:

Part I: General

Part II: Native Issues

Dr Douglas Hudson,
Dept. of Anthropology
Fraser Valley College,
Abbotsford, B.C. V2S 4N2

Anthropology in the Workplace
Western Organizer/Coördinateur de l'Ouest:

Mr David McClelland
Department of Anthropology
University of Calgary,
Alberta, T2N 1N4

Development: Rhetoric and Realities
Dr Herman Konrad/Anthropology
University of Calgary

Ethnohistorical and Material Culture Studies: Archaeological Perspectives on Anthropology
Dr Brian Kooyman/Archaeology
University of Calgary

SÉANCES

Veuillez trouver ci-dessous une liste préliminaire et non-exhaustive de certains des séances dont nous avons reçu les résumés à cette date; les organisateurs de ces séances seraient heureux de recevoir par la suite d'autres contributions sur le sujet donné:

L'Anthropologie et la politique publique

Perspectives anthropologiques sur la Pêche:

1^e Partie: Considérations générales

2^e Partie: Questions indigènes

L'Anthropologie hors de l'Université
Eastern Organizer/Coördinateur de l'Est:

Dr Robert Adlam
Sir Wilfred Grenfell College of
Memorial University
Corner Brook, Nfld. A2H 6P9

Les réalités et la rhétorique dans le développement.

Etudes de l'ethno-histoire et de la culture matérielle: perspectives archéologiques sur l'anthropologie

Ethnohistory and Contemporary Indian Issues

D. Ann Herring/Anthropology
McMaster University
Hamilton, Ont. L8S 4L9

Medical Anthropology Sessions

Co-Organizer/Coördinatrice:
Joanne M. Herder,
Dept. of Community Health &
Epidemiology, Univ. of Sask.
Saskatoon S7N 0W0

Mobility of Labour and Capital

Dr Josie Smart/Anthropology
University of Calgary

Primate models of the Origin of Culture

Dr M. E. Stephens/Anthropology
University of Calgary

Primate Behaviour and Human Evolution

Ms P. Cunneyworth/Anthropology
University of Calgary

Social Organisation in Melanesia and New Guinea

Elisabeth Neureither/Anthropology
University of Calgary

Anthropological Research on Tourism

Sandra Rouse/Anthropology
University of Calgary

Urbanism studies

Pat Baker/Anthropology/York

Workshop on Anthropology in the Community Colleges

Dr Douglas Hudson/Anthropology
Fraser Valley College
Abbotsford B.C. V2S 4N2

L'Ethno-histoire et les questions contemporaines indiennes

Séances sur l'anthropologie médicale

Co-Organizer/Coördinatrice:
Elisabeth Wilson/Anthropology
University of Calgary T2N 1N4

Etudes sur la mobilité des ouvriers et de l'investissement

Modélisation de l'origine de la culture à partir des études sur les primates.

Comportement des primates et l'évolution de l'homme.

Organisation sociale en Mélanésie et dans la Nouvelle-Guinée.

Recherches anthropologiques sur le phénomène du tourisme.

Etudes sur l'urbanisme

Dr A. Smart/Anthropology/Calgary

Atelier sur l'enseignement de l'anthropologie dans les collèges communautaires

STUDENT PARTICIPATION AT ANNUAL MEETINGS

1989 Student Prizes

In 1989, the Oschinsky-McKern Student Paper Award was given jointly to Bret Waddell (Archaeology, Simon Fraser University) for his paper on the "Palaeopathological Diagnosis of Infantile Scurvy" and to David Daegling (Anthropological Sciences, Stony Brook SUNY) for his paper on the "Biomechanics of the Great Ape Mandible". Each received \$100. An honourable mention was awarded to Ruben Kaufman (Anthropology, University of Alberta) for his paper on "Dominance in Red-Fronted Brown Lemurs". All three students are to be congratulated for their excellent presentations.

Student Prizes awarded by CAPA: Report of the 1989 Judging Committee

At the Vancouver meetings held in November 1989, the committee judging the student papers in the competition for the Oschinsky-McKern Student Paper Award had a very broad discussion about the award; of primary concern were eligibility and the criteria to be used in judging student entries. The new Davidson Black Award will be given for poster papers, the Oschinsky-McKern Award will be given for presented papers.

About ten papers were entered in the 1989 competition and the committee agreed, with a minimum of discussion, on the top three papers. Thereafter, the decision to award the prize jointly to Waddell and Daegling and to give an honourable mention to Kaufman was not quite so simple. All three are to be congratulated on their very good but very different papers.

We propose, in future competitions, to dispense with the requirement that copies of the papers be provided. But those in the competition must clearly be in the competition by the start of the meetings; in Vancouver there was some doubt. Furthermore, while students should not be encouraged to give multiple papers at a meeting, anyone who is giving more than one paper should specify which paper the judges are to consider.

In future, any student entering a paper should provide the judges with an abstract and a letter describing the background or context of the research. The judges will wish to consider factors such as the initiative of the student. If the student is simply presenting some spin-off from a major project, the originality of the student's work is hard to judge. The judges will be interested in the student's own initiative and originality, not in considering whether the supervisor has been able to win a large grant. An undergraduate in a small department without resources other than a library must have the same chance as a final year Ph.D. student in a large department with every facility available.

There is no bar to entry into the competition; any student from any university on any continent can be a candidate. In emphasising the initiative and originality of research, we hope that students of all levels and all backgrounds will have equal opportunities for success in the competition.

While the content of the paper is of major interest, the judges also considered presentation. How the student handles him/herself was of importance (judges mentioned voice, stance, ease of manner and so on). Satisfactory handling of questions was probably the most important point here. A student must be able tactfully and politely to pass over pointless questions, as well as recognise which questions are searching and important. These questions must be answered adequately.

It would be a good idea if students considered beforehand what sort of questions might come up. Perhaps some basic part of the context of the work has not been mentioned in the paper. The committee noted that in several papers a crucial consideration had been glossed over in papers. This cannot be brought up in question period every single time, thus the judges may be left with the impression that some important factor has been ignored in the research.

Of lesser importance, but still considered, was the effectiveness of the visual aids. An overhead of a huge typed table obviously wins no points, but neither does a computer generated technicolour 3-D wonder. Students must be wary of using too many slides, of using unnecessary and complicated slides (and of completing their papers with a sunset slide). The judges have to sit day after day listening to every single paper - no time-outs - and the sunset jokes wear thin, as does the tolerance for incomprehensible tables and graphs.

The committee was very pleased by the standard of papers and felt that six of the papers were excellent. In discussing whether the competition should be restricted in any way and in providing students with an idea of their thoughts on initiative, originality, presentation and visual aids, they hope to help students entering for the two awards in 1990.

Encouraging student participation

CAPA/AAPC has earmarked funds to provide support for student travel to the Annual Meeting. The amount of assistance awarded may vary from student to student; in 1989 awards ranged from \$50 to \$150. Nine students were given assistance.

Any student who attends the Meeting is eligible, whether or not a paper or poster is presented, but students must apply in writing to CAPA before November 15th, briefly describing their department and university affiliation, year of study and whether undergraduate or graduate, their transportation and accommodation plans with estimated costs, and whether they are presenting a paper/poster, have attended other CAPA meetings, and have applied for/received any financial support for travel from any other source.

These criteria are expressly intended to be flexible. Students are expected to minimize their costs by sharing accommodation or rides, or purchasing reduced rate airline tickets, and the amount awarded will not necessarily be a function of total cost. Not all applicants are guaranteed support.

The amounts and recipients will be determined by an ad hoc committee after review of all applications. Awards will be distributed to successful applicants at the annual meeting.

The deadline for applications is November 15th. Apply in writing or by E-mail to:

CAPA/AAPC
c/o Nancy C. Lovell
Department of Anthropology
University of Alberta
Edmonton, AB T6G 2H4

BITNET: USERCAPA@UALTIMTS

CANADIAN STUDENTS HONOURED AT US MEETING

Two Anthropology graduate students from the University of Alberta, Pamela Mayne and Sabine Stratton, had their papers chosen for consideration for the J. Lawrence Angel Award for a student paper in physical anthropology at the 42nd Annual Meeting of the American Academy of Forensic Sciences, held in Cincinnati 19-24 February, 1990. Pamela Mayne won the award, and her paper on "The Identification of Traumatic Fractures in Cremated Bone" will be published in the Journal of Forensic Sciences.

PALAEOPATHOLOGICAL ASSOCIATION NEWSLETTER

The British Section of the Palaeopathological Association publishes a Newsletter, the British Section News, twice a year (October and April). It contains news of members, their research, work and interests, queries, short articles, book reviews, news and reports of meetings and a bibliography of recent European literature. It is a Newsletter which contains British news and is for British members primarily but we welcome international participation and subscriptions. Canadian subscription rates are \$8/year for employed professionals and \$5/year for those unemployed or for students. Enquiries should be sent to Dr. Charlotte Roberts, Editor, Calvin Wells Laboratory, Dept. of Archaeological Sciences, University of Bradford, Bradford BD7 1DP, U.K.

17th CAPA/AAPC MEETING (NOVEMBER 2-4, 1989)
REVIEW

MARK SKINNER, PROGRAM CHAIRMAN

As organizer of this meeting I was personally gratified by the participation shown by members and non-members. We had 107 registrants for the scientific sessions and/or banquet. While I put some effort into promotion, going so far as to distribute meeting announcements while attending the American Physical Anthropology Meetings in San Diego, the key I believe was the prompt offer from several members to organize symposia. Ann Herring and El Molto put together a very attractive program on "Health and Disease in Past and Contemporary Native Populations of Canada." I almost think this topic should be a permanent fixture in our program since it brings together all those workers in various fields with whom we often interact and secondly acts as a clear reminder of the relevance of our studies of human biology. Chris Knüsel and Richard Lazenby took time from their doctoral studies to generate a third of the papers by organizing an all day session on biomechanics of bones and teeth. This was a very professionally-run session replete with taping facilities and discussants. Our third symposium, organized by another student, Ms. Jackie Duffy, on Forensic Anthropology was extraordinarily well attended.

The quality of the general session papers was quite high, especially the student presentations. That we are a relatively small group of professionals has the benefit of permitting us to keep up with each other's work. In that vein, I received a lovely note from our banquet speaker Professor Russel Tuttle (Chicago) in which he wondered, whether the AAPA meetings of yesteryear were once like ours. Professor Tuttle's address "Erection: a Potent Issue in Human Ancestry" was particularly well received; especially the way in which he involved us all in the intimate practice and politics of paleoanthropology.

In closing, I'd like to remark on the pleasure it was for me to have so many colleagues here. To share their enthusiasm and to meet "old" colleagues, former students, new students and even to make important professional contacts was most gratifying. See you all in Banff, I hope.

NEWS FROM THE CAMPUSES

Queen's University, Kingston

Nancy Ossenberg.



Nancy

In August I went to the Circumpacific Prehistory Conference in Seattle, a gathering of researchers from North and South America, Australia, China, Japan and other Pacific Rim countries. Disappointingly, three of the four invited Soviet scholars whose participation was to be one of the highlights of the conference and whose tickets and visas had long been arranged, at the last moment were unable to attend because they could not get seats on Aeroflot.

The exhibition "Crossroads of the Continents" also was in Seattle in August featuring material culture of Northern native peoples from Siberia and North America. It was wonderful to observe up close things previously seen only in photos; for example, the beautiful carved ivory artifacts from the Ekven Cemetery, elegant wooden Aleut hats decorated with ivory charms and sea lion bristles, and an Aleut raincoat - transparent and crinkly - made of strips of seal intestine cunningly sewn with double seams so as to be completely waterproof!

My paper "Nonmetric traits of the skull help reconstruct prehistory in northwest North America" showed that Aleuts, whose genetic affinities are pivotal for understanding the later stages in peopling the New World, were more closely akin to Indians of the Na-Dene language phylum than to Eskimo. This finding is at odds with Aleut-Eskimo linguistic affinity, and contrary also to the views of most contemporary authorities. Some of my data had been hanging around (like an albatross) unpublished for over twenty years: what a relief to be disencumbered of them at last!

In February I visited the Asticou facility of the Archaeological Survey of Canada in Aylmer, Quebec, to scout out the collection of Thule skeletons recently returned, lovingly and painstakingly packed, by Chuck Merbs who had had them on longterm loan to Arizona State University. I am hoping to study the Thule collection this summer before the ASC moves to its permanent home in the Museum of Civilization where, we are told, it may be difficult to find space for visiting researchers wishing to access the collections. My February visit was timed to coincide with that of Gary Heathcote during the first leg of his research tour (see this Newsletter under Guam). It was wonderful to see Gary. He is slim, tanned and bursting with enthusiasm and energy - the latter especially important considering the 80-pound kit of anthropometric instruments he is toting. On top of the enormous battery of measurements already on his schedule, I was able to sweet-talk him into adding a few more in the interests of chewing mechanics.

The highlight of my year has been the opportunity to participate in the study of the 19th C skeletal remains from St. Thomas Anglican Church Cemetery in Belleville. I had almost forgotten what a thrill it can be to immerse oneself in a new collection! Comprised of approximately 600 individuals (400 of which are subadult) represented by extraordinarily well-preserved skeletons and coffin hardware excavated during summer 1989 by a crew directed by Heather McKillop (Northeastern Archaeological Associates), this sample is not only unique in North America - it is a scientific and heritage resource of inestimable value. The osteological analysis is being coordinated by Shelley Saunders and involves

several workers. Since January I have spent parts of three weeks in Belleville collecting nonmetric cranial trait data and taking measurements of the adults relevant to an analysis of chewing mechanics. For once Queen's is close to the action - being only an hour's bus ride from Belleville!



TRENT UNIVERSITY PETERBOROUGH ONTARIO CANADA

Joe
Joseph K. So

As far as my activities are concerned:

1) Due to the June massacre in China, my return trip to China last summer was postponed. The political atmosphere is poisoned to say the least, so now is not the time to go back. My research on the use of traditional medicine in treating mental illness continues, with the help of my contacts in China. They are collecting some data for me and sending me the relevant literature.

2) Related to the above, I will be giving an invited paper at the Fifth Conference on Health problems related to the Chinese, to be held in June, 1990, in Toronto, titled "The role of traditional Chinese medicine in the treatment of psychiatric disorders".

3) In conjunction with the above Conference is a separate one-day Symposium, sponsored by Hong Fook Mental Health Association (a government-funded agency involved in multicultural mental health). I will be the moderator of a workshop in the use of traditional medicine in psychiatry. There will be demonstrations of acupuncture, "qigong" (Chinese meditation) etc.

4) Since Hermann is on leave, there are fewer physical students around these days. We have admitted one student from University of Guelph, Marion Maar, who has a background in genetics. She will be working on epigenetic traits using the dental material from Belize. Christine White (M.A. Trent; Ph.D. candidate Univ. of Toronto) is giving a paper on "Patterns of anemia and diet before and after the conquest of the Maya" at the American Association of Physical Anthropologists meetings in Miami, Florida this April, based on work that she did while at Trent.

5) This Spring marks the retirement of Prof. Kenneth A. Tracey (D.Sc. Kiel 1960). A physical anthropologist specializing in Africa and a well-known scholar in race relations, Prof. Tracey joined the faculty when the Department was still in its infancy in 1967.

Regarding the Newsletter, I just wrote to Hermann, who is at the Institut für Anthropologie und Humangenetik at the Universität München. He will likely send you a brief update of his activities in Germany. Incidentally, I am going to Germany in August, and I hope to visit the Berlin Wall before it is all gone!

Hermann Helmuth

During this half-sabbatical I am working at the Institut für Anthropologie und Humangenetik of the Ludwig-Maximilians - Universität, München. The Institut harbors some 20,000 skeletons, together with the Anthropologische Staatssammlung des Landes Bayern. Among the collections are the skeletons from the site of Altenerding, dated at approximately 400-650 A.D., the time of migration from northern Middle Europe to Southern areas thereof. Since I have handed in my osteological report, I have now started to collect data on the nonmetric and metric characters of the teeth, trying to gather a first time comprehensive database for analysis at home. Included will be a survey of earlier late-Roman skeletons for comparison and for clarification of the question whether or not Bavarians include this populational origin.

I have just returned from a short visit to Prague. The Director of the Katedra Antropologie, Dr. K. Hajnis, arranged for two guest lectures. I spoke to the students, staff and other interested persons at the National Museum of Czechoslovakia on: "Religion and Natural Science, Christianity and Evolution". The second lecture on "Biology and Culture as Shown by Teeth" was for students in Anthropology. In the European tradition "Anthropology" equals "Physical Anthropology". The Katedra harbors the famous "Ales Hrdlicka Museum for Anthropology". It consists of one of the richest collections of head casts (not only face!), fossil casts (also from the lost Czechoslovakian fossils such as Predmosti, Ochos, Sipka), a huge and beautiful collection of pathologica from ossuaries, ontogenetic series of skeletons of Homo sapiens, congenital malformations, artificially deformed skulls from all over the world, trephined skulls, other skulls, skulls, skulls.

Any literature such as copies of books, journals will be most appreciated there: the Katedra only has the means to order the AJPA and the German Zeitschrift für Morphologie und Anthropologie. Finances are in a very bad state so that only about one foreign book can be bought per year! I ask for any support to help my colleagues in their quest to catch up on scientific-anthropological literature.



UNIVERSITY of GUELPH

A Report from Susan Pfeiffer:

The School of Human Biology at the University of Guelph is expanding its activities in biological anthropology quite dramatically. While I have been here on the faculty for several years, I have now been joined by Michael C. Mahaney and William R. Leonard. Dr. Mahaney, with a Ph.D. from Ohio State University and post-doctoral experience at University of Alberta, arrived in Guelph two years ago, while Dr. Leonard, with a Ph.D. from University of Michigan and post-doctoral experience at University of Kentucky arrived last summer. Our interests are quite complementary. Generally, I focus on prehistoric and forensic skeletal biology, Mahaney focuses on growth and dental genetics, and Leonard focuses on nutritional and environmental adaptation.

We currently have four anthropologically-oriented graduate students in our M.Sc. program. The program requires a minimum of four courses and a research thesis. The students are at different stages in their work, but their research areas can be summarized. Heather Stalker (MCM) is studying genetic aspect of Dariusleut Hutterite dentitions using a large dental cast collection. Christopher Dudar (SP) is working on the correlation of gross and histological age indicators in adult ribs of known age. Ainsley Moore (WRL) is planning to study nutritional adaptation among South American agricultural populations. Peter Berti (MCM) is planning a study of linear enamel hypoplasias in the Dariusleut. I also supervise M.Sc. students doing biomechanical research, who have varying levels of interest in anthropological bone tissue problems. We are introducing new graduate coursework in biological anthropology topics, and we are exploring possibilities for a future Ph.D. level program.

The profile of anthropology in the College of Biological Science has been enhanced by Stanley Garn's well-publicized visit last fall, and the granting of an honorary degree to Phillip Tobias this winter. As well, Dr. Herbert Axelrod has given the University of Guelph his huge collection of fossil fishes from Cretaceous (110 million) deposits in Brazil, plus funds for curation. This act has generated interest in the paleontological aspect of biology, which was previously lacking on this campus. Meanwhile, Bill Leonard is finding his anthropological field expertise welcomed by the international development people on campus. With our ready access to functional human biologists within the School (physiologists, anatomists, etc.) we believe that we can contribute a unique and stimulating perspective to our discipline in Canada. Be sure to visit us if you're in the neighborhood.

Example publications:

Leonard, W.R. 1989 Nutritional determinants of high altitude growth in Nuñoa, Peru. Am. J. Phys. Anth. 80:3:341-352.

Mahaney, M.C., T.M. Fujiwara, K. Morgan. In press. Dental agenesis in the Dariusleut Hutterite Brethren: comparisons to selected Caucasoid population surveys. Am. J. Phys. Anth.

Pfeiffer, S. in press. The evolution of human longevity: distinctive mechanisms? Can. J. on Aging.

Pfeiffer, S. 1989 Characterization of archaeological bone decomposition in a sample of known length of interment (abstract) AJPA 78:283.

Patty

Dr. Ajit Ray:

Dr. Ray has diverse interests in the biocultural area, but has recently become involved in the topic of the etiology of cleft palate. Traditionally, it has been believed that cleft palate has a multifactorial origin, but he has data which supports the more controversial idea of a major gene being responsible. He has collected data from diverse populations in India and has a paper coming out supporting the major gene hypothesis. He recently attended the 1st International Conference of Human Genetics and Physical Anthropology in Cairo and presented a paper on "The estimation and prediction of kinship co-efficient from migration matrixes from Indian populations."

Dr. David Begun:

Dr. Begun's research activities include excavation of Miocene ape sites from Spain and the ongoing analyses of fossil apes from Kenya, Europe and Asia. With regard to these interests he will be travelling to Spain and East Africa during the summer. He is also working on the analysis of the endocast of the Homo erectus specimen WT 15,000 from West Turkana, Kenya. Dr. Begun was recently awarded a NSERC research grant for a project in Spain, and to set up a computerized image analysis lab. He presented a paper at the AAPA's in Miami on post-cranial remains of European Miocene Catarrhines. His recently published papers include:

Begun, D.R. 1988 Catarrhine phalanges from the Late Miocene (Vallesian) of Rudabanya, Hungary. *Journal of Human Evolution*, 17, 413-438.

Begun, D.R. 1989 A large pliopithecine molar from Germany and some notes on the Pliopithecinae. *Folia Primatologia* 52: 156-166.

Dr. Patty Stuart-Macadam:

Dr. Stuart-Macadam has ongoing research on human skeletal material from a medieval site Morodvice, in Macedonia, southern Yugoslavia. She will be travelling to Macedonia and England during the summer to collect more data. She curates and does research on the Grant Collection, which is a unique collection of skeletons of known age, sex and cause of death housed in the Department of Anthropology, University of Toronto. This collection originates from cadaver material that was collected by Dr. Grant of Grant's Anatomy fame. Dr. Stuart-Macadam presented papers at the CAPA meetings in Vancouver (Culture and skeletal biology), the AAA meetings in Washington

(Palaeonutrition: A cautionary note), and a poster at the AAPA meetings in Miami (Anemia in Roman Britain: Poundbury Camp.) Her recently published papers are:

1989 Nutritional deficiency diseases. In Iscan, Y. and Kennedy, K. (eds), Reconstruction of Life from the Skeleton. New York, Alan R. Liss, Inc.

1989 Porotic hyperostosis: A comparison of orbital and vault lesions. *Am. J. Phys. Anthropol.* 80(2):187-195.

1990

Kent, S., E. Weinberg and P. Stuart-Macadam
Dietary and medical prophylactic iron supplements: helpful or harmful? *Human Nature* 1:53-79.

Prof. Jamshed Mavalwala currently serves on the Executive Committee of the International Dermatoglyphics Association, as a member of the Board of the Canadian Society for the Comparative Study of Civilizations, and as a member of the Board of the Canadian Council of Christians and Jews. He is also a member of the Board of VISION TV, Canada's first interfaith national network.

Dr Sharif M Kamali from the Anthropological Institute of Iran is currently working as a Postdoctoral visitor with Dr Mavalwala in the Dermatoglyphics Laboratory.

Dr Mavalwala's recent publications are

Mavalwala, J; Mavalwala, P; and Kamali S.M. 1990
Dermatoglyphics and Population Distance. The Use of Finger Patterns in differentiating Human Populations.
IN: Trends in Dermatoglyphics Research
Editors: NM Durham, CC Plato. Kluwer Pub.


Mavalwala, J; Mavalwala, P; and Kamali SM. 1990
Issues in Sampling and Methodologies.
IN: Dermatoglyphics: A Science in Transition.
Editors: CC Plato, RM Garrutto, B. Schaumann.
March of Dimes Birth Defect Series, National Foundation, Washington. DC.

Kamali, SM and Mavalwala, J. 1990
Diversity of Palmar Pattern Ridge Counts in Iranian Populations.
American Journal of Physical Anthropology 81:3:363-373

Kamali, SM and Mavalwala, J. 1990
Diversity of Topological Palmar Patterns in Iranian populations.
Anthropologischer Anzeiger 48:1:85-97


Kamali, SM and Mavalwala, J. 1990
Diversity of Topological Digital Patterns in Iranian populations.
International Journal of Anthropology (Accepted for publication)

Dr Mavalwala has also appeared on six segments of "Its About Time"
a TV national programme dealing with applied anthropological
issues. Producer R. Deverell



Erindale Campus

University of Toronto IN MISSISSAUGA


Jerry Melbye

I. Research is nearly completed on the following projects:

1. **Christine White (Ph.D.)** "Lifespan Reconstruction of Diet in Three Ancient Nubian Populations."

Christine's work has been on Armelogos' Nubian Populations and much of her analysis is being carried out at Trent University and McMaster University. (This is a women with no clear roots! However, her Ph.D. thesis is out of University of Toronto).

Essentially, she is working with stable isotopes and trace elements to investigate temporal trends in diet, the relationship between diet and disease, and the role of diet in the etiology of porotic hyperostosis, enamel hypoplasia and osteoporosis. (There's more - but you get the idea.)

2. **Grant Mullen (M.A.)** "Human Osteology of the Warminster Site (BdGv-1) Ossuary."

This thesis is attempting to put together the history (and mystery) of the various excavations dating from 1865 up to 1961. The extant remains are being analyzed for metrics, morphology, pathology and demography.

3. **Kate McFadden (M.A.)** "Skeletal Analysis of Mound E, Serpent Mounds Site."

This thesis is attempting to unravel the complexity of a single (the largest) mound on the site. Again, several excavations have occurred, and these excavations are being synthesized into a coherent pattern. Recent archaeological evidence suggests the mounds may represent different components. This analysis is limited to one component (Mound E). Again, the metrics, morphology, pathology and demography is being updated with new techniques. (Kate is off to University of Indiana for her Ph.D.!)

4. **Bethel Nagy (M.A.)**

While this is not an M.A. thesis, she has been working on a research project which is experimental in nature. She is looking at problems of scoring degeneration using the Ossossane Ossuary as an example. (Bethel is off to Arizona State University for her Ph.D.!)

5. **Cathi Ripley (M.A.)**

Has begun a long term project in collaboration with Douglas Ubelaker in Ecuador. She will be analyzing some early Spanish remains.

She also is working on a cremation and infant burial from the Carson Site (BcGw-9) in Simcoe County, Ontario.

6. **Bonnie Glencross (B.Sc.)** "An Ostrological Analysis of the Human Remains from the Lucier Site (AbHs-1), Windsor, Ontario."

Bonnie's work is supported by a research project with the Ontario Heritage Foundation under the direction of Grant Mullen. The Lucier Site was excavated in 1935-36 by Wintemberg. The site is related to the Yonge Phase of the Yonge Tradition. The project has put together two collections - one from the Dept. of Anthropology (Erindale) and one from the Museum of Civilization (Ottawa). It appears from the analysis that the two collections may be discrete; and, perhaps, there were two cemeteries.

Part of the analysis has been archival in reconstructing the excavation and mortuary customs. The remainder of the analysis is a descriptive one of the 24 individuals present in the current collections.

7. **Rob Hoppa (B.Sc.)** "The Osteology of the Rogers Ossuary (AgHb-131)."

This is another site rescued from the obscurity of the past. The site is located near Brantford, Ontario and was excavated in the 1930's by J.C.B. Grant.

This analysis is also supervised by Grant Mullen. Support from the Ontario Heritage Foundation has been received for radiocarbon dating. Dental pathology appears quite unique from the Late Ontario Iroquois, and the site may be quite early (dates next month!). A standard descriptive analysis is complete. (A good thing, because Rob is off to Trent University to begin his M.A.!)

8. **Charles FitzGerald (B.Sc.)** "The Demography of the Ossossané Ossuary."

Charles has been the main mover in the continuation of this large project begun by Sue Jimenez and Jerry Melbye. The re-analysis is being refined with the Suchey-Brooks method of aging. (Charles is off to McMaster University to begin his M.A.!)

9. **Adelle Atkinson (B.Sc.)** "The Demography of the Adults from the Misner Site and the Cooper Ossuary, Ontario."

Adelle's project is a new evaluation based on correlations of the Suchey-Brooks method and Auricular Aging. Her research is directed by Grant Mullen

II. Research in initial stages:

1. **Scott Fairgrieve (Ph.D.)** "Amino Acid Residue Analysis of Type I Collagen in Human Bone: An Assessment of Porotic Hyperostosis."

Scott has just returned from Dakhelah Oasis, Egypt, where he collected samples for his Ph.D. thesis. He has been collecting tissue samples from cribra orbitalia lesions. These will be used to biochemically evaluate the etiology of the lesions. A palaeonutrition study of the Roman Period is a necessary prerequisite.

2. **Kathy Gruspier (Ph.D.)** "Weaning Age in Southern Ontario Iroquois Skeletal Populations: Quantification of Dental Attrition."


Kathy has just begun assessing the suitability of a variety of samples of infants and young children. She will be attempting to establish the timing of weaning in the Middle and Late Ontario Iroquois periods. Several diverse sources have suggested an unusually long lactation period. This will be the first imperial test of that hypothesis. She will be using the Moiré fringe contourography method.

- III. **Dr. Jerry Melbye** is currently trying to oversee the above projects and juggling space, equipment, access, forms and ideas. Simultaneously, he is teaching over 300 undergraduates in 1st, 2nd, 3rd and 4th year classes. He is on many committees, graduate thesis committees, filling out endless surveys, and quests like this one from Dr. Ossenberg.

He is working on five manuscripts in various states of completion in his copious free time - and is wondering why he is behind in everything.

- IV. **Dr. Becky Sigmon** is on sabbatical and is preparing a volume for publication. This is derived from her symposium in Prague last September, "Foundations of Different Approaches to the Study of Human Evolution."

Frank and Ernest





Anne Keenleyside

Ann Herring

This has been a busy and exciting year for me. Taking up a new position at McMaster and moving house has meant I can't find a thing-at work or at home. I'm still working on the Gibraltar project with Larry Sawchuk, nevertheless, and we published two papers this year, one on isonymy in the Jewish community and the other on household structure in 1931. The work on infectious disease and the 1918 flu pandemic in Manitoba Indian communities is also moving along and I plan to begin looking at infant mortality by the end of July. This past summer I spent several weeks at the Archives in Winnipeg collecting more old documents as part of a new project with Joe Sawchuk (no relation to Larry). We're trying to reconstruct historic marriage patterns and kin links between a number of Manitoba Indian communities. With Carol De Vito's help we've analyzed spatial exogamy patterns at Fisher River from 1890 to 1984, which we'll present at the CES meetings in Calgary. We recently gained permission from the Norway House Band Council to work on 40 boxes (!) of restricted documents, so it's back to Winnipeg this summer for more treasure. I'm organizing a DEMOGRAPHY session for the CAPA meetings in Banff, so please keep those ideas and abstracts coming.

Richard Lazenby

Richard is presently completing his dissertation research, and expects to be finished by the summer of 1990. The research is an investigation of the hypothesis that continuing periosteal apposition (CPA) in adult human tubular bones acts as mechanical compensation for the reduction in bone strength due to the age-progressive loss of bone mass at the endosteal and intracortical bone surfaces. Richard is looking for patterns among a variety of strength-related variables, eg.

cross-sectional geometry, intracortical porosity and mineralization in a large sample of human cadaveral and archaeological cross-sections from metacarpals and metatarsals, as well as in a smaller sample of the same bones from non-human primates (macaques, courtesy of Dr. Daris Swindler, University of Washington, Seattle).

Richard is also working with Shelley Saunders, Anne Keenleyside, Becky Southern, Beth Wilson, Tracy Rogers, Linda Gibbs, Phil Woodley and others in wrapping up the analysis and final report for the Harvie Family Cemetery analysis (the subject of a poster presentation at the 1990 AAPA meetings in Miami).

Anne Keenleyside

Anne is presently finishing up her Ph.D. comprehensive exams and is planning to begin her doctoral research this summer at the Smithsonian Institution. She will be examining a series of prehistoric and historic skeletal remains from northern Alaska for a number of stress indicators in order to assess the effects of Euroamerican contact on the health of the Alaskan Eskimos. She has a forthcoming paper on the effects of Euroamerican whaling in the Canadian Arctic on Inuit health, scheduled to appear in the next issue of *Arctic Anthropology*. Anne is currently being supported by an Ontario Graduate Scholarship.

Beth Wilson

Beth successfully completed her M.A. comprehensive exams last summer and has just finished her course work for the Ph.D. program. This summer she will be starting her doctoral research, investigating enthesopathies in order to determine how physical labour is reflected in the skeleton. She will be using six eighteenth and nineteenth century collections: Stirrup Court (London, Ont.), Belleville (Church of St. Thomas), Fort Frontenac (Kingston), Courtine St. Louis-Bastion des Ursulines (Quebec City), Highland Park (Rochester), and the Harvie collection from Wentworth County. Funding for this research has been provided by the Ontario Heritage Foundation.

Becky Southern

Becky is currently finishing up her M.A. thesis which focuses on the determination of bone mineral density in prehistoric Iroquoian male and female adults and the comparison of these results with published data obtained from living Eskimo and white populations, the purpose being to determine whether diminished bone mineral is environmentally or genetically caused. This research was funded by the Ontario Heritage Foundation. Becky will be giving a paper on her thesis research at the CAA meetings in Whitehorse this spring.

Linda Gibbs

Linda is currently in the process of completing her M.A. thesis. Her research, conducted under an NSERC grant, focused on a chemical sexing technique involving the measurement of the citrate content of bone. Linda recently participated in a workshop on archaeometry at SUNY, Buffalo.

Sue Jimenez

Sue, a first year M.A. student, is about to begin analysis of the Belleville skeletal material for evidence of infectious disease and trauma. She will compare these findings to historical documentation from parish records, census data and individual medical records in order to determine the value of making inferences about the health status of a population from the pathological changes observed in human skeletal remains.

Recently, Sue attended the American Academy of Forensic Sciences conference in Cincinnati. In addition to osteology and palaeopathology, she is also interested in the role of forensic anthropology in law enforcement, including crime scene investigation and skeletal recovery techniques. Sue hopes to participate in this locally in the future and would like to become involved in designing and running workshops in forensic anthropology in her spare time (!).

Tracy Rogers

Tracy has just finished her M.A. coursework and will soon begin examining the Belleville collection in order to determine skeletal age and sex. The accuracy of the techniques employed will be tested by comparing the skeletally derived age and sex of a smaller sample of the original group to the age and sex given for these individuals on their coffin plates. Two life tables will be constructed, one from the skeletal data and one from documents e.g. parish records which provide a complete list of individuals buried in the cemetery. The two tables will be compared in order to test some of the criticisms of paleodemography.

Carol De Vito

Carol is working as a research assistant for Ann Herring on a demographic analysis of Cree populations in Manitoba. She is also finishing up work for Shelley Saunders on the microscopic analysis of subadult remains from the Dart collection. She recently finished an analysis of dental morphology in the Harvie collection and will soon begin measuring subadult teeth in this collection in order to test the method of determining sex from teeth. She is also tentatively planning to analyze dental pathology in the Belleville collection this summer. As well, she will be teaching a course in forensic anthropology at McMaster this summer.


Shelley Saunders

Shelley is currently studying cortical bone microstructural variability in the young human skeleton. She is looking at their sections of bone samples from the Dart cadaver collection from South Africa and a large sample of subadults from an early medieval cemetery in Toulouse, France. The goals are to examine characteristics of bone modeling and remodeling and to relate these to sex, age, regional factors and possibly also health status. She is also continuing her interest in evolutionary theory and particularly scientific and social factors affecting recent claims by molecular biologists for acquired inheritance.

This summer Shelley will be coordinating research on the 19th C. skeletal samples from St. Thomas Church, Belleville. This is a very large (>500 individuals) and unique sample. Researchers with specific proposals in mind for examining the material should contact Shelley at McMaster.

THE FAR SIDE

By GARY LARSON



The anthropologist's dream: A beautiful woman in one hand, the fossilized skull of a *Homo habilis* in the other.

Sabbatical Trip to Indonesia

For Physical Anthropologists, going on Sabbatical can mean many things. It can mean having time to get to the lab and finish all those measurements on bones, or get the blood out of the freezer to work on, or go out with your Anthropometer into the city streets. It can also mean going farther afield, to collect blood samples, fossils or as in my case information on free ranging primates. It always seems much too long between field trips, but the amount of preparation, paperwork and red tape involved in order to conduct research in non-English speaking countries is immense. It takes years of preparatory organizing to make the necessary contacts and letter writing to get permission to come.

In my case, it was my first trip to the East. Indonesia was unlike any country I had visited before and the heat of 35°C+, the 100 percent humidity, and the way of life, required some acclimatization on my part. In spite of arriving with very few of the necessary papers, I was kindly received and assisted in obtaining the many permits I needed. Dr Galdikas had invited me to come to the Orangutan Research and Rehabilitation Centre that she manages in Borneo to study crab-eating macaques (*M. fascicularis*). I was also responsible for supervising the work of an Indonesian student while I was there.

I really had no idea of what to expect at a research station 6 hours by boat upriver from the nearest village. There was no other means of transport than by river, and everything - every bite of food, piece of wood, clothing, paper and pencil etc. had to be brought into the reserve by boat. This tends to keep supplies to a basic minimum. The camp had a staff of research assistants, several cooks, Dr. Galdikas and her children and many orangutans. Most of the ones around camp were ex-pets who had been confiscated from their owners and were being rehabilitated to the wild. Many of them were very young, ranging from a few months to a few years, but all were in need of mothering,

feeding, socializing, and retraining in the skills of living in the forest. Some who had been pets for a long time, seemed to prefer rice and coffee and sleeping indoors, to leaves, river water and wet nights in a tree nest. It was difficult to keep them out of the buildings which had to be constantly locked. All of the windows were covered with wire mesh to keep the orangutans out and screening to keep the mosquitos out, since it is a very malarious area.

One reason why there have been few studies of crab-eating macaques in the wild is that they tend to live in swamp forests. Swamp forests are very hard to walk through, and impossible to hurry through quickly enough to keep up with a troop of monkeys. The water ranges from a few inches to several feet deep; you can't see the footing because the water is black, and many of the plants are poisonous. This was in addition to the leeches, poisonous snakes, - I came within inches of stepping on one - and the potential for getting lost. I tried following the monkeys by canoe up the river, but they did not stay in sight long.

Therefore I found a dry place to wait near camp and began the process of habituating the troop which came near camp most frequently. In 5 months I was able to identify the 22 animals and gather 2200 two minute samples of adult-infant behaviour interactions, which exceeded my initial target.

Thus, the trip was a success from a research perspective, and from a personal one as well. I did find the animals and devise a satisfactory way of collecting the data. Because I was not following the animals (in order to improve their confidence) there were many days on which I did not see them. Patience became a necessary virtue. However, just the experience of sitting outside for five months, in the sun and the rain (it rained nearly every day), watching the forest, the butterflies, the other forest creatures such as wild pig and 1 - 2 metre lizards and listening to birds, gibbons and orangutans, was an unforgettable one. I have great respect for the dedication Dr. Galdikas has

shown in continuing her work here for nearly 20 years. She has undoubtedly saved the lives of many orangutans both directly, and by persuading local people not to eat them. She has also contributed immeasurably to our understanding of these primates. I went out into the forest looking for wild orangutans a few times myself, and it is not as easy as National Geographic films would suggest!!

When I returned from Indonesia I had the opportunity to hold a visiting position from Feb. to June at U. of Victoria which I very much enjoyed. I got helpful advice and encouragement from them in terms of research analysis and had the opportunity to share some of my adventures with them. I spent the summer organizing my data and entering the 2200 samples in a computer program which, I hope, will allow me to determine who did what to whom, what response they got, and how old they were (approximately). This will help answer questions about positive and negative interactions between adult and infant monkeys. I have also given a number of public talks and invited lecture/slide shows which I have enjoyed very much. This was my first sabbatical, and I found it a wonderful way to renew myself, conduct longer term research and have time to get some writing accomplished. I can hardly wait for the next one!



Anne Zeller
Dept. of Anthropology
U. of Waterloo

This is Anne on the bridge looking for monkeys. Yes, that is a loose orange utan in the background! There are about 30 of them, all sizes, around camp.



The UNIVERSITY of WESTERN ONTARIO

Office of the Dean • Faculty of Social Science

Emőke J.E. Szathmary

You are very kind to ask me to contribute to the CAPA Newsletter from my vantage point.* It is true that my office is on the 9th (top) floor of the Social Science Centre, and thus I have a spectacular view of London. Unfortunately, I rarely get to look out the window. In the jargon of education, I've exhibited a "steep learning curve" last year, and it is not an experience I would recommend to anybody.

My days are very full. Social Science is the largest Faculty at UWO, with almost 240 professors, and the departments of Anthropology, Economics, Geography, History, Political Science, Psychology, and Sociology, plus an Administrative and Information Studies teaching centre, and the Social Science Computing Lab in it. The faculty breadth ranges from the physical geographers (geomorphology, climatology, etc.) and physiological psychologists to an expert on mediaeval Islam. My background as a biological scientist has been invaluable, but so also is my background as an anthropologist.

Now I know you aren't interested in what I administer, but on my views on physical anthropology in Canada. I feel saddened that as a group we have so little impact on the intellectual life of Canadian Anthropology. I listen to the "discourse" of other anthropologists (all cultural), both local and those who travel through here, and to their world the work we do is largely irrelevant. The philosophical premises on which the different branches of Anthropology are based continue to divide. While I don't agree with everything Adam Kuper said in his editorial (Current Anthropology, Feb. 1990), he does raise issues about the "nature" of the subdisciplines and the possibility of an integrated Anthropology that make one think.

When a case like that of Philippe Rushton emerges in the news, all varieties of anthropologists do band together, but unfortunately much of what is then said is uninformed, or at a minimum, outdated. Much of what we said as a rebuttal sounded like an old credo rather than calmly stated, current evidence based on current findings. When I look to see what the explanation might be -- it is this. Rushton caught us unawares. In the 21 years since Mead, Dobzhansky, Tobach and Light published Science and the Concept of Race (based on an AAAS symposium), few anthropologists did any work on the biology of race differences. I think we made the same mistake as the mid-Victorian scientists: we assumed there was nothing new to know. Rushton is proof positive that other disciplines do not share this perspective, and so others, who lack our cross-cultural insights linked to our knowledge of human biology have moved into the gap. Were there many among us who could speak confidently about r/k theory, or any of the "new" theoretical developments in which he recast race differences?

If anything positive emerges for me from the Rushton debate, it will have two elements: (1) I have learned the cost of principles such as academic freedom; (2) I have become even more committed to the 4-field model of Anthropology than I ever was. Our intellectual strength does come from the fact that we do link cultural and biological spheres. This approach, however, is worthwhile only if both sides continue to develop through the "outside" linkages of each, and the new understandings then are transmitted between the cultural and biological sides of anthropology to enhance their own developments.

So much for musings. On my own activities -- have you seen the 1989 Yearbook of Physical Anthropology? Your library likely received it in early December, although individual subscribers did not. I am proud of this issue too -- editing it is like putting out a book a year. I've applied for another NHRDP grant, and have had 2 papers accepted for publication. So far so good. I don't get as much chance to talk with physical anthropologists as I once did, and I still miss the folks at McMaster. This is the down-side to my new job. Still, letters from my friends help -- and I do read papers they send me, slowly but surely. So, in all, I may have moved to a ninth floor, but I'm still in the trenches with everybody trying to figure out why things work the way they do.

*

Editor's Note: Emöke was appointed Dean of the Faculty of Social Science of UWO in 1988. In response to my request, she generously shares her thoughts on physical Anthropology in Canada, as viewed from her new vantage point.

THE FAR SIDE

By GARY LARSON



Although it lasted only 2 million years, the Awkward Age was considered a hazardous time for most species.



(The following is not comprehensive. Time constraints unfortunately prevented some staff and students from providing information on their activities - Nancy Lovell).

Owen Beattie is presently conducting research in the following areas: 1) investigations into the loss of the James Knight expedition of 1719-1721, with the first year of field work in northwest Hudson Bay completed in 1989; 2) videosuperimposition in human death investigation, and human facial variation, in conjunction with the Office of the Chief Medical Examiner, Edmonton; 3) completion of the forensic investigations into the loss of the third Franklin expedition of 1845-48. As reported elsewhere in this issue, Owen's students Pamela Mayne and Sabine Stratton recently attended the meeting of the American Academy of Forensic Sciences; Pamela received the Student Prize in the Physical Anthropology section. Sabine completed her MA this year.

Julie Cormack continues to work as Curatorial Assistant for Primate Osteology, a position which involves the curation of several collections, including modern and archaeological human skeletons, nonhuman primate skeletons, and fossil casts. She presented a paper on Miocene primate mandibles at the CAPA meeting in Vancouver.

Linda Fedigan continues her field work in Costa Rica, and welcomes new graduate students Lisa Rose (U of Victoria) and Françoise Larose (U de Montréal). Lisa Gould completed her MA and is now in the doctoral program at Washington University, St. Louis.

Mary Jackes and David Lubell continue the publication of results from their work on the Portuguese Mesolithic and Neolithic. Papers now in preparation encompass stable isotopes, radiography and bone involution, several aspects of dental anthropology, palaeodemography and diagenesis of cortical bone, cementum and dentin. While a new project in central Italy is being set up, old projects in Canada and Algeria are not yet laid to rest.

Nancy Lovell is preparing for a new field project in Egypt, focusing on skeletal remains from archaic and early dynastic levels at the site of Mendes, in the Delta. Graduate students David Link and Ping Lai will also spend their summers in the field, David in the Arctic and Ping in Italy.

Pam Willoughby spent the summer of 1989 in Tanzania, attempting to locate or relocate Pleistocene deposits and archaeological sites south and east of Lake Rukwa. Pam's interest is the Acheulean-Middle Stone Age transition, the period in which anatomically modern humans appeared in Africa according to the mitochondrial DNA model. Pam was accompanied by Benedikt Hallgrímsson, now a graduate student at the University of Chicago. New graduate student Greg Miller (U of Victoria) will join her this summer in an intensive survey of the area. Pam examined lithic materials at the Field Museum (Chicago) in November and December, as a Robert O. Bass Visiting Scientist.

SIMON FRASER UNIVERSITY

DEPARTMENT OF ARCHAEOLOGY



BURNABY, BRITISH COLUMBIA V5A 1S6
Telephone: (604) 291-3135

Handwritten signature of Mark Skinner

Mark Skinner

The Department of Archaeology has just completed putting our Human Osteological Collections in a computer spread sheet; so soon we will be able to describe our collection in summary form for interested colleagues. Many students were involved in salvage work at Tsawwassen recovering in excess of sixty prehistoric skeletons threatened by road work on the reserve. There is an extraordinary variety of burial practices. There is encouraging talk of placing the skeletons after preliminary study in a purpose built mortuary house on the reserve; one which would be accessible by researchers upon application.

There are currently six graduate students involved in various aspects of skeletal biology and primatology including cytologic sex determination, gender-specific dental wear, Homo erectus cranial morphology, burial patterns and paleopathology.

UNIVERSITY OF VICTORIA

ERIC ROTH

In 1988-89 I concentrated on preparing for publication work conducted earlier (1984 and 1986) in collaboration with UNICEF in the Southern Sudan. This work consisted of analyses of demographic data from tribal and urban populations in the region. Since I hope that other CAPA members will use this format to inform us of their publications I will list mine concerning these materials:

1988. Demography and Polygyny in a Southern Sudanese Agro-Pastoralist Society. Culture, 8:67-75, 1989. The Developmental Cycle of Toposa Agro-Pastoralist Households. Pages 45-50 in Households and Communities, Proceedings of the 21st Annual Chacmool Conference, and n.d. Patterns and Levels of Childhood Mortality in the Southern Sudan. In Press, Journal of Biosocial Science.

Please note that the first and last of these works was co-authored with Mr. K.B. Kurup, UNICEF-Sudan.

In January, 1990 I received a National Geographic Society Research Grant to return to northern Kenya and continue my previous (1987) fieldwork among Rendille pastoralists. Since Mary Douglas' 1966 article, the Rendille have consistently been cited as a non-contracepting population which regulates their population growth through delayed age at marriage, migration, and, at specific occasions, infanticide. My previous research attempted to delineate Rendille demographic parameters. The recent grant will attempt to document Rendille herd dynamics, with particular reference to camels and cattle; for the proposed rationale behind Rendille population regulation is their goal of limiting human population growth to the rate of household herd growth. The overall objective of this research will be to simulate both human and livestock demography in order to discern possible linkages.

(The following notes are from a press release)




Gary Heathcote, Asst. Prof. of Anthropology at the University of Guam, has been awarded a \$52,444 Research Grant from the Social Sciences and Humanities Research Council of Canada. The grant will fund his extended working tour (5 1/2 months from February through July of 1990) of seven North American museums and laboratories. Sites at which work will be conducted are the National Museum of Civilization in Hull, Quebec; Universite Laval, in Quebec City; Memorial University of Newfoundland; the Peabody Museum at Harvard University; the American Museum of Natural History in New York; the Smithsonian Institution in Washington, D.C.; and the Field Museum of Natural History in Chicago. Heathcote has been granted a Research Leave from the UOG (Spring Term, 1990) to conduct this work.

The purpose of the research tour is to study the comparative craniofacial form of selected human skeletal collections from Siberia, Alaska, Northern Canada and Greenland. His project is entitled "Human Population History of New World Peoples, Phase II". The ultimate aim of this project is to reconstruct the population history (origins and affinities) of not only the native peoples of the Americas, but also of the Pacific Rim and the Pacific Islands. While he will concentrate his work on Circumpolar collections, the Pacific Island holdings of the various museums will be scouted in order to lay plans for return visits to study them in detail.

Heathcote is also the Physical Anthropologist for the Gognga-Gun Beach (Tumon Bay, Guam) Project. During the time of his Research Leave, work on the human skeletal remains will be taken forward by Bruce Anderson (University of Arizona and Arizona State Museum's Human Identification Lab), Interim Lab Manager, and a team of research assistants who are graduates of Heathcote's

UOG course (AN394) on the "Anthropological Analysis of Human Skeletal Remains".

While in North America, Heathcote will use the Department of Anthropology, University of Toronto, Scarborough and St. George campuses, as home bases. He has been appointed Visiting Asst. Prof. and Adjunct Asst. Prof., respectively, at the two campuses for the duration of his research tour.



[An excerpt from Gary's letter to friends and colleagues, December 1989]

Guam is NOT the place where you want to be in your office and lab all the time. I'm managing a good balance these days: up early, working fairly long hours, but making time for friends, parties, lunches and "going out". Still, I really need to free up even more time (but where is it?) for the beach, exploring the island, and getting off-island to the other nearby Mariana Islands (Saipan, Rota and Tinian).

I have had so many interesting students in my classes this year. And while I've have my share of frustrations over a generally low level of preparedness for university study and my inability to "engage" more students into active classroom participation, many of the students here are as bright as you will encounter anywhere (and are terrific human beings to boot).

In fact, this island is top-heavy with people who warm my heart, who are comfortable to be around, who care about the things that matter, and who are fellow dreamers who make me feel that I'm in the right place at this time in my life.

MEMBERS' RESEARCH, PUBLICATIONS AND SUGGESTIONS CONCERNING CAPA:

RESULTS OF A SURVEY

JULIE CORMACK

CAPA Questionnaire Results:

After attending the Annual Meeting of CAPA in Peterborough, Ontario, in 1988, I became interested in research being done by other CAPA members. A year later, I had the opportunity to pursue this interest by developing and distributing a questionnaire. Mary Jackes, Secretary-Treasurer of the association willingly provided me with the membership books, and Nancy Ossenberg, then-President, authorized financial payment which paid for postage and xeroxing costs. I thank both Nancy and Mary for their assistance and their patience. I would also like to thank each of the 39 respondents (51% of the CAPA 1989 membership) for the time and thought that was put into the completion of the questionnaires.

Information from the questionnaires has been compiled and organized into five categories: summary statistics; current research; current publications; collections and field school programmes; and most importantly, comments and suggestions about the Canadian Association for Physical Anthropology. All of the information is objective, and I limit my personal comments to the last category. Any errors in information are my responsibility.

Summary Statistics

Total CAPA 1989 membership	76 members
Total # respondents to questionnaire	39
%respondents	51%

Geographical Distribution of Respondents

Canadian	32 individuals
American	4
Overseas	3, including South Africa, Guam and Japan

Membership Type of Respondents

Professor	23 individuals
Student	12
Other	6, including curator, curatorial assistant, museum gallery coordinator, sessional instructor, researcher, adjunct professor

Research Interests of Respondents

Primatology (includes behavioural ecology)	4 individuals
Evolutionary Theory	18
Demography (includes palaeodemography)	3
Skeletal Biology (includes aging, dental anthropology, anthropometry and radiography)	32
Growth/Development	9
Biomechanics	8
Dietary Reconstruction (includes palaeonutrition)	14
Human Biology	11
Genetics (includes medical genetics)	8
Dermatoglyphics	2
Forensics	19
Pathology (includes palaeopathology)	20
Palaeoanthropology	19
Epidemiology (includes palaeoepidemiology)	13

Other research topics

Syndromology	1
Sex Differences	1
Women in Science	1
Palaeontology	2
Archaeology	7

Comments and Suggestions about CAPA

Concerns that were expressed more than once included: the appropriateness of downtown locations for annual meetings; the importance and necessity of a regular Newsletter; the problem of incorrect membership lists and the importance of updating them; and the need for more participation from areas outside of southern Ontario, particularly Quebec and the Maritimes. It was suggested that abstracts for meetings be accepted in both English and French, thus encouraging participation. The Newsletter must act as a vehicle for communication, and one solution might be the direct involvement of students in the production and distribution of the Newsletter. A membership drive is considerable work, but in order to promote CAPA to new members, the association must have a mandate which provides the advantages to being a CAPA member. As one individual stated, 'what does my annual fee go to?' Facilities provided by CAPA are often unknown or unadvertised, for example, travel grants to students, the Davidson Black Fund, or the student prize. It was suggested that publishers consider giving CAPA members discounts on books.

Comments provided by the respondents show the need to make changes in some of CAPA's organization. My own hope is that the executive will examine and consider the many positive suggestions put forward by the CAPA members.

Respectfully submitted,

Julie L. Connack

Current Research

Aufderheide, A.C.

- trace mineral analysis using lead and strontium
- soft tissue palaeopathology

Brooks, S.T.

- age and sex estimation of the Spital-Fields skeletal series from the Museum of Natural History, London, England, using the Suchey-Brooks pubic symphyseal system
- analysis of the Breda skeletal series from the Institute of Anthropology, University of Utrecht, Utrecht, Netherlands
- osteological analysis of 12th and 13th century skeletal collection

Cormack, J.L.

- publication of Miocene and extant ape jaw morphometrics

Cybulski, J.S.

- monograph on Greenville burial site, Nass River, B.C., dated to AD 400-1200
- co-investigator with R.G. Madson (UBC) in human osteology; The origins of the ethnographic northwest coast pattern (The Locarno Beach Phase)
- writing a popular book on physical anthropology in Canada including native prehistory, and native and non-native history

Dodo, Y.

- reconstruction of Japanese population history based on cranial nonmetric variation

Ericksen, M.F.

- histologic study of 125 adult femur samples from a preceramic cemetery at Punta Teatinos, near La Serena, Chile, dated to 3500 BP
- this study involves age estimation at death and examines why archaeological populations are so often overaged by methods derived from modern groups

Falrgrieve, S.I.

- amino acid residue analysis of Type I collagen in human bone from Dakkileh Oasis, Egypt, and its application to palaeodietary reconstruction
- tooth root colour aging techniques: in conjunction with Dr. A.R. Ten Cate, Faculty of Dentistry, University of Toronto

Fedigan, L.M.

- the Santa Rosa Primate Field Project in Costa Rica
- the Arashiyama West-East Field Project
- library project on sex roles

Fernandez, M.

- presenting exhibits on contemporary native cultures

Field, L.

- genetics of susceptibility to insulin-dependent diabetes, using serological and molecular genetic markers
- examining genetic markers in native peoples (eg. Haida, Bella Coola)
- genetics of dyslexia
- genetics markers in bone
- studying linkage analysis and human gene mapping

Grey, P.E.

- application of computer-assisted three dimensional models to understanding hominid jaw mechanics
- assessing the relationship of jaw morphology to the way in which food is broken up

Heathcote, B.

- Gogona-Gun beach osteological project; in charge of conducting a holistic analysis of over 130 burials from a prehistoric archaeological site on Tumon Bay, Guam
- from Jan to Aug 1990, SSHRC-funded research project
- human population history of New World peoples, Phase II
- American Museum tour is planned and will involve a preliminary analysis of

skeletal series from the Siberian, Canadian, Alaskan and Greenlandic Arctic and SubArctic realm

Helmuth, H.

- ancient Mayan osteology, in particular, dental traits
- Bavarian osteology, in particular, health and disease

Hraczko, T.A.

- collection of normative craniofacial anthropometric data for children between 0 and 3 years of age
- investigating the correlation between the type and amount of cytogenetic and molecular dysfunction on chromosome 15q 11-13 region and the phenotypic manifestation in Prader-Willi syndrome
- investigation of fluctuating asymmetry in CL +/- P patients and first degree relatives

Jackes, M.

- completion of research into the biological correlates of Mesolithic/Neolithic transition, encompassing demography, diet, health and any indications of population replacement or admixture

Jimenez, S.B.

- analysis of palaeopathology of skeletal remains of St. Thomas Church in Belleville, Ontario dated between 1811-1850

Keenleyside, A.

- palaeopathological analysis of prehistoric and historic Eskimo remains from Alaska, including general cumulative stress, general episodic stress and stress associated from specific diseases

Knusel, C.J.

- biomechanical analysis of hominid cranium, specifically Homo erectus and neanderthals
- biomechanics of throwing
- mortuary ritual
- biological implications of the rise in urban centers in medieval Europe

Larocque, R.

- impact of European colonization on the Hurons
- prehistory of Montreal

Lazenby, R.A.

- investigation of ontogenetic and phylogenetic aspects of continuing deposition of new bone peristosteally using a sample of Macaca sp. and human cadavers
- osteobiographic analysis of a sample of skeletons from 19th century pioneer cemetery (in conjunction with S. Saunders and others)
- sundry forensic cases through Hamilton-Wentworth Regional Police
- re-evaluation of problems with aging bone loss in Eskimos

Lovell, N.

- skeletal evidence of injury and illness in the Indus Valley civilization

Mayhall, J.T.

- volumetric determination of molar cusp volume
- circumpolar dental health

Mayne, P.

- interpretation of fractures observed in cremated bones
- facial reconstruction for display purposes

Merbs, C.F.

- back problems (congenital, developmental, traumatic and degenerative)
- taphonomy of Inuit skeletons, including probable polar bear victims)
- palaeopathology of Canadian Inuit and Indians of the American southwest
- reconstructing patterns of behaviour from skeleton, including forensic applications
- Thule Eskimo and Hohokam Indian burial practices, particular, burial orientation
- Andean palaeopathology

Morris, A.G.

- prehistory of recent South African populations involving a catalogue of archaeological skeletal remains
- concentration on geographical isolation and origin of Khoisan populations and Iron Age peoples of the Transvaal and Orange Free State
- study of Border Cave specimens
- discussion of the history of physical anthropology in South Africa and Namibian Khoi Khoi populations

Ossenberg, N.S.

- distance analysis based on nonmetric cranial traits and its use to reconstruct ethnohistory of western North America
- population, age and sex differences in the mechanical attributes of the jaws and in masticatory efficiency

Peterson, J.D.

- thermoregulation in Macaca with an emphasis on behavioural factors changing body surface area and insulation values
- taxonomy and evolutionary theory as applied to primates

Perkins-Hackett, R.

- worked for Archaeological Survey of Canada (Drs. Cybulski and Gordon)
- currently a fulltime student in the museum technology programme at Algonquin College, Ottawa

Saunders, S.R.

- examination of bone modelling and remodelling in subadult human skeletons
- subadult health in medieval southwestern Europe
- Ontario 19th century skeletal studies
- evolutionary theory including soma/germ transfer and directed mutation

Skinner, M.

- study of disturbed enamel formation and its relationship to developmental stress in contemporary and prehistoric populations

Southern, B.

- MA thesis research involves age-related cortical bone loss and cortical bone quality among prehistoric Iroquoians of the lower Great Lakes region

Spence, M.

- non-ossuary burials in a Huron village
- patterns of relationship in a historic family cemetery
- ethnic enclave in a prehispanic urban center in Mexico

Stratton, S.

- acetabular rim notches as an aid to identification
- video superimposition research and its use in law enforcement agencies

Stuart-Macadam, P.

- excavation and analysis of church site in Macedonia called Morodvica
- interest in sacro-iliac fusion
- Iron deficiency anaemia and the practice of Iron supplements

Szathmari, E.J.E.

- etiology of non-Insulin-dependent diabetes mellitus (NIDDM) in native Americans
- genetic relationships within and between native populations of North America and Siberia

Walker, E.G.

- palaeopathology and mortuary behaviours
- involvement with forensic identification, including training of law enforcement personnel
- interested in Plains archaeology and Quaternary palaeontology

White, C.

- dietary reconstruction using stable isotopes of bone collagen, skin, muscle and

hair from three Nubian populations

- purpose is to assess the relationships between diet, biological age and physiological demand between normal and pathological health

Willoughby, P.

- directing search for Stone Age sites in western rift of southwestern Tanzania
- research involves origins and development of technology

Zeller, A.

- fieldwork in Indonesia on adult and infant interactions, focusing on positive and negative behaviours in the socializing infant

Current Publications

BIOMECHANICS

- Grey, P.
- The functional advantage of proclined incisors in man. In: TEETH REVISITED, edited by D.E. Russell, J.-P. Sartoro and D. Sigogneau-Russell. MÉMOIR, NATIONAL MUSEUM OF NATURAL HISTORY, Paris Series C. 53:445-458
- Lazenby, R.A.
in press Continuing peristosteal apposition I: documentation, hypotheses, interpretation. AMERICAN JOURNAL OF PHYSICAL ANTHROPOLOGY
- In press Continuing peristosteal apposition II: the significance of peak bone mass, strain equilibrium and age-related activity differentials for mechanical compensation in human trabecular bone. AMERICAN JOURNAL OF PHYSICAL ANTHROPOLOGY
- 1986 Porosity-generated interaction in the conservation of bone strength. JOURNAL OF BIOMECHANICS 19:257-258

DIETARY RECONSTRUCTION

- Aufderheide, A.C.
In press The history and geography of lead poisoning. In: THE HISTORY AND GEOGRAPHY OF DISEASES, edited by K. Kiple. Cambridge:Cambridge University Press
- 1989 Chemical analysis of skeletal remains. In: RECONSTRUCTION OF LIFE FROM THE SKELETON, edited by M.Y. Iscan and K.A.R. Kennedy. New York: A.R. Liss
- Aufderheide, A.C., Wittmers, L.E., Rapp, G. and J. Wallgren
1988 Anthropological applications of skeletal lead analysis. AMERICAN ANTHROPOLOGIST 90:932-936
- Aufderheide, A.C. et al
1988 Chemical reconstruction of components in complex diets: A pilot study. In: DIET AND SUBSISTENCE: CURRENT ARCHAEOLOGICAL PERSPECTIVES. Calgary:Archaeological Association of the University of Calgary
- Lazenby, R.A. and P. McCormack
Salmon and malnutrition on the northwest coast. CURRENT ANTHROPOLOGY 26:379-384
- Lubell, D. and M. Jackes

1988 Portuguese Mesolithic-Neolithic subsistence and settlement. REVISTA DI ANTROPOLOGIA SUPPLEMENTO 66:231-248

Lubell, D., Jackes, M., Schwarcz, H. and Knut
In prep The Mesolithic-Neolithic transition in Portugal: isotopic and osteological evidence of diet

Stuart-Macadam, P.
In press Dietary and medical prophylactic iron supplements: helpful or harmful? HUMAN NATURE

White, C.
1988 The ancient Maya from Lamanai, Belize: diet and health over 2,000 years. CANADIAN REVIEW OF PHYSICAL ANTHROPOLOGY 6(2):1-21

1988 Diet and health in the ancient Maya at Lamanai. In: DIET AND SUBSISTENCE: CURRENT ARCHAEOLOGICAL PERSPECTIVES. Calgary:Archaeological Association of the University of Calgary, pp. 288-296

White, C. and H. P. Schwarcz
In press Isotopic and element analysis of ancient Maya diet. JOURNAL OF ARCHAEOLOGICAL SCIENCES

Wittmers, L.E., Aufderheide, A.C. et al.
1988 Lead in bone IV. Distribution of lead in the human skeleton. ARCHIVES OF ENVIRONMENTAL HEALTH 43(6):381-391

FORENSIC ANTHROPOLOGY

- Heathcote, G.
In prep Racial identification in forensic osteology: case studies using forensic hair analysis results for corroboration.
- Lazenby, R.A., Oliver, L. and S. Saunders
In press The use of rib histomorphology as an aid in the personal identification of unknown skeletons. CANADIAN JOURNAL OF FORENSIC SCIENCES
- Mayne, P.
1990 The identification of traumatic fractures in cremated bone-final results. Paper presented at 42nd Annual Meeting of the American Academy of Forensic Sciences, February 19-24, Cincinnati, Ohio, U.S.A.
- 1989 Cremation research in north and central Europe. Paper presented at the 17th Annual Meeting of the Canadian Association for Physical Anthropology, November 2-4, Vancouver, B.C.

1989 Traumatic fractures in cremated bone. Poster presented at the 17th Annual Meeting of the Canadian Association for Physical Anthropology, November 2-4, Vancouver, B.C.

1989 The identification of traumatic fractures in cremated bone-preliminary results. Paper presented at the 36th Annual Meeting of the Canadian Society of Forensic Science, September 18-22, Edmonton, Alberta

Skinner, M.F.
1989 Applied physical anthropology and archaeology in a forensic context: a review of twelve years of forensic anthropology in British Columbia. CANADIAN SOCIETY OF FORENSIC SCIENCE JOURNAL 22:83-88

Skinner, M.F. and M.Y. Iscan
1989 Borders, boundaries and mandates: an international perspective on forensic anthropology. CANADIAN SOCIETY OF FORENSIC SCIENCE JOURNAL 22:3-6

Stratton, S. and O.B. Beattie
1987 Acetabular rim morphology as an individualizing characteristic. CANADIAN SOCIETY OF FORENSIC SCIENCE JOURNAL 20(3), Abstract

GENETICS

Cole, S.A., Szathmary, E.J.E. and R.E. Ferrell
1989 Gene and gene product variation in apolipoprotein A-I/C-III/A-IV cluster in the Dogrib Indians of the Northwest Territories. AMERICAN JOURNAL OF HUMAN GENETICS 44:835-843

Cybulski, J.
1988 Brachydactyly, a possible inherited anomaly at prehistoric Prince Rupert harbour. AMERICAN JOURNAL OF PHYSICAL ANTHROPOLOGY 76:363-376

Field, L.L.
1989 Diabetes-predisposing genes in IDDM multiplex families. GENETICAL EPIDEMIOLOGY 6:31-33

1988 Invited editorial. Insulin-dependent diabetes mellitus - a study of multifactorial disorders. AMERICAN JOURNAL OF HUMAN GENETICS 43:793-798

Field, L.L., Gofton, P. and T.O. Kinsella
1988 Immunoglobulin allotypes (Gm and Km) and relation to population history in Native people of British Columbia, Haida and Bella Coola. AMERICAN JOURNAL OF PHYSICAL ANTHROPOLOGY 76:155-163

Hays, P. and L.L. Field
1989 Postulated genetic linkage between manic-depression and stuttering. JOURNAL OF AFFECTIVE DISORDERS 16:37-40

Spence, M.A., Spurr, N.K. and L.L. Field
1989 Report of the committee on the genetic constitution of chromosome 6. CYTOGENETICS AND CELL GENETICS 51:149-165

Saunders, S.R.
1985 The inheritance of acquired characteristics: a concept that will not die. In: WHAT DARWIN BEGAN, edited by L.R. Godfrey. Toronto:Allyn & Bacon, pp. 148-162

Szathmary, E.J.E.
1987 Genetic and environmental risk factors. In: DIABETES IN THE CANADIAN NATIVE POPULATION: BIOCULTURAL PERSPECTIVES, edited by T.K. Young. Toronto:Canadian Diabetes Association. pp. 27-66

GROWTH AND DEVELOPMENT

Hreczko, T.A. and F. Popovich
1987 Mesiodistal tooth size of 208 Burlington Growth Centre children. JOURNAL OF DENTAL RESEARCH 66:244

1985 Assessment of longitudinal changes in facial pattern direction among children in 146 families. JOURNAL OF DENTAL RESEARCH SPECIAL ISSUE 64:344

Hreczko, T.A., Popovich, F. and R.J. Gebotys
In press Discriminant analysis of facial characteristics of related and unrelated average, horizontal and vertical gravers at 10 and 20 years of age.

Paterson, J.D.
In press Re: Bergmann's rule invalid: a reply to Geist. CANADIAN JOURNAL OF ZOOLOGY

Saunders, S.R.
1987 Growth remodeling of the human femur. CANADIAN REVIEW OF PHYSICAL ANTHROPOLOGY 6:20-30

1985 Surface and cross-sectional comparisons of bone growth remodeling. GROWTH 39:105-130

HUMAN BIOLOGY

Cybulski, J.

In press Human biology. In: HANDBOOK OF NORTH AMERICAN INDIANS. VOLUME 7 NORTHWEST COAST, edited by W. Stittles. Washington Smithsonian Institution Press

Hreczko, T.A. and D.F. Roberts
1985 Palmar pattern reduction among the Bushmen. ANNALS OF HUMAN BIOLOGY 12(3):213

Roberts, D.F. and T.A. Hreczko
1986 Dermatoglyphics in Bushmen. INTERNATIONAL JOURNAL OF ANTHROPOLOGY 1(1):75

Szathmary, E.J.E.
1989 The impact of low carbohydrate consumption on glucose tolerance, insulin concentration and insulin response to glucose challenge in Dogrib Indians. MEDICAL ANTHROPOLOGY 11:329-350

Young, T.K., Szathmary, E.J.E., Evers, S. and B. Wheatly
submitted Geographical distribution of diabetes among the native population in Canada. SOCIAL SCIENCE AND MEDICINE

METHODOLOGY

Fairgrieve, S.
1988 A radiographic technique of interest to physical anthropologists. AMERICAN JOURNAL OF PHYSICAL ANTHROPOLOGY 77(1):23-26

Helmuth, H.
1988 LAB MANUAL IN PHYSICAL ANTHROPOLOGY. Toronto: Scholars Press

PALAEOANTHROPOLOGY

Cormack, J.L.

1989 Casting Anthropology. TEACHING ANTHROPOLOGY NEWSLETTER Number 15, pp. 2-3

1988 Recognition of skeletal variation due to sexual dimorphism in extant pongids: morphometric analyses. Paper presented at the 16th Annual Meeting of the Canadian Association for Physical Anthropology, Peterborough, Ontario

1986 Book review: Hominid evolution: past, present and future by P.V. Tobias. CANADIAN JOURNAL OF ANTHROPOLOGY 5(1):98-100

Cybulski, J. and R.R. Protsch

In press Hominid remains, an update: Canada. SUPPLEMENT AU BULLETIN DE LA SOCIÉTÉ ROYALE BELGE D'ANTHROPOLOGIE ET DE PRÉHISTOIRE

Dodo, Y.
In press Cranial thickness of the modern and Neolithic populations in Japan. HUMAN BIOLOGY

Helmuth, H.
1988 Worked human bones as objects of art. Paper presented at the 12th Meeting of the International Congress of Anthropological and Ethnological Sciences, Zagreb

1985 Biomechanics, evolution and upright stance. ANTHROPOLOGIZER ANZEIGER 43:1-9

Jackes, M.
1988 Demographic change at the Mesolithic-Neolithic: evidence from Portugal. REVISTA DI ANTROPOLOGIA SUPPLEMENTO 66:141-158

Knusel, C.
In prep Throwing and hominid evolution.

Morris, A.G.
In press Biological relationships between Upper Pleistocene and Holocene populations in southern Africa. In: CONTINUITY OR COMPLETE REPLACEMENT? CONTROVERSIES IN THE EVOLUTION OF HOMO SAPIENS, edited by G. Brauer and F.H. Smith. A.A. Balkema

1989 Makapansgat. SABITTARIUS 4(2):10-13

PATHOLOGY

Brooks, S. and R.H. Brooks
1989 Pathological traits observed in a historic Great Basin native American Indian. INTERNATIONAL JOURNAL OF ANTHROPOLOGY 4(1)

Keenleyside, A.
1990 Euro-American whaling in the Canadian Arctic: its effects on Eskimo health. ARCTIC ANTHROPOLOGY 27(1)

A palaeopathological analysis of an historic Inuit population from southern Baffin Island, N.W.T. unpublished MA thesis, University of Alberta, 1988

Knusel, C.

- In press Community response to pestilence: the identification of epidemic disease in the archaeological record.
- Larocque, R.
Le rôle de la contagion dans la conquête des Amériques.
RECHERCHES AMÉRINDIENNES AU QUÉBEC 18(1)

L'introduction de maladies européennes chez les autochtones de XVIIe et XVIIIe siècles. RECHERCHES AMÉRINDIENNES AU QUÉBEC 12(1)
- Lovell, N.
in press Skeletal and dental pathology of free-ranging mountain gorillas.
AMERICAN JOURNAL OF PHYSICAL ANTHROPOLOGY
- Lovell, N. and K.A.R. Kennedy
1988 Society and disease in prehistoric south Asia. WISCONSIN
ARCHAEOLOGICAL REPORTS 2, Chapter 8
- Marbs, C.F.
in press Spondylolysis: its nature and anthropological significance.
INTERNATIONAL JOURNAL OF ANTHROPOLOGY 4(1)
- 1989 Skeletal trauma. In: RECONSTRUCTION OF LIFE FROM THE SKELETON,
edited by M.Y. Iscan and K.A.R. Kennedy. New York: A.R. Liss
- 1989 Patterns of health and disease in the precontact southwest. In:
COLUMBIAN CONSEQUENCES. VOLUME 1. ARCHAEOLOGICAL AND
HISTORICAL PERSPECTIVES ON THE SPANISH BORDERLANDS WEST, edited
by D.H. Thomas. Washington D.C.: Smithsonian Institution Press, pp. 41-
55
- 1987 Uncremated burials at La Ciudad. In: LA CIUDAD: SPECIALIZED STUDIES
IN THE ECONOMY, ENVIRONMENT AND CULTURE OF THE LA CIUDAD, edited
by J. Kisselburg, G. Rice and B. Shears. Arizona State
University Anthropological Field Studies, pp. 201-213
- Morris, A.G.
in press Dental mutilation in historic and prehistoric South Africa. QUARTERLY
BULLETIN OF THE SOUTH AFRICAN LIBRARY 43(3)
- Morris, A.G. and A.L. Rodgers
in press A probable cause of prehistoric kidney stone disease from the northern
Cape Province, South Africa. AMERICAN JOURNAL OF PHYSICAL
ANTHROPOLOGY
- Skinner, M.F. and J.T.W. Hung

- 1989 Social and biological correlates of localized enamel hypoplasia of the
human deciduous canine tooth. AMERICAN JOURNAL OF PHYSICAL
ANTHROPOLOGY 79:159-175
- Skinner, M.F., McLaren, M. and R.L. Carlson
1988 Therapeutic cauterization of periodontal abscesses in a prehistoric
Northwest Coast woman. MEDICAL ANTHROPOLOGY QUARTERLY 2:278-
285
- Stuart-Macadam, P.
in press Porotic hyperostosis: changing interpretations. In: HUMAN
PALAEOPATHOLOGY: CURRENT SYNTHESIS AND FUTURE OPTIONS, edited
by D. Ortner and A. Aufderheide. Washington D.C.: Smithsonian Institution
Press
- 1989 Nutritional deficiency diseases. In: RECONSTRUCTION OF LIFE FROM THE
SKELETON, edited by M.Y. Iscan and K.A.R. Kennedy. New York: A.R. Liss
- 1989 Porotic hyperostosis: a comparison of orbital and vault lesions.
AMERICAN JOURNAL OF PHYSICAL ANTHROPOLOGY 80(2):187-195
- 1988 Rickets as an interpretative tool. JOURNAL OF PALEOPATHOLOGY
2(1):33-42

PRIMATOLOGY

- Chapman, C. and L. M. Fedigan
in press Dietary differences between neighboring *Cebus capucinus* groups: local
traditions, food availability or response to food profitability? FOLIA
PRIMATOLOGICA
- Chapman, C., Fedigan, L.M. and L. Fedigan
in press A comparison of transect methods of estimating population densities of
Costa Rican primates. BRENESIA 28
- Fedigan, L.M. and L. Fedigan
in press Gender and the study of primates. In: CRITICAL REVIEWS OF GENDER AND
ANTHROPOLOGY: IMPLICATIONS FOR TEACHING AND RESEARCH, edited by
S. Morgan. Washington D.C.: American Anthropological Association
Inc., pp. 44-67
- Fedigan, L.M.
in press Vertebrate predation in *Cebus capucinus*: meat-eating in a neotropical
monkey. FOLIA PRIMATOLOGICA
- Glander, K., Fedigan, L.M., Fedigan, L. and C. Chapman

- In press Capture techniques for three species of monkeys in Costa Rica. *FOLIA PRIMATOLOGICA*
- Lovell, N.
In press Patterns of injury and illness in great apes: a skeletal analysis. Washington: Smithsonian Institution Press
- Miller-Schroeder, P. and J.D. Paterson
1989 Environmental influences on reproduction and maternal behaviour in captive gorillas. In: *HOUSING, CARE AND PSYCHOLOGICAL WELL BEING OF CAPTIVE AND LABORATORY ANIMALS*, edited by Segal, pp. 389-414
- Paterson, J.D.
1986 Shape as a factor in primate thermoregulation. In: *CURRENT PERSPECTIVES IN PRIMATE SOCIAL DYNAMICS*, edited by D.M. Taub and F.A. King, pp. 228-242
- 1986 A one generation science: primates and vanishing forests. In: *ANTHROPOLOGY IN PRACTICE*, edited by P.T. Spaulding, pp. 118-131

SKELETAL BIOLOGY

- Brooks, S., M.B. Haldeman and R.H. Brooks
In press *OSTEOLOGICAL ANALYSIS OF THE STILLWATER SKELETAL SERIES, STILLWATER MARSH, CHURCHILL COUNTY, NEVADA*. U.S. Fish and Wildlife Service
- Cybulski, J.
In press Skeletons in the walls of Old Quebec. *NORTHEAST HISTORICAL ARCHAEOLOGY* 17
- Dawson, S.M. and E.O. Walker
1988 The Bethune site: an Avonlea burial from Saskatchewan. *SASKATCHEWAN ARCHAEOLOGY* 9:3-14
- Dodo, Y.
1987 Incidences of nonmetrical cranial variants in several population samples from east Asia and north America. *JOURNAL OF THE ANTHROPOLOGICAL SOCIETY OF JAPAN* 95:161-177
- Ericksen, M.E.
Submitted Histologic estimation of age at death using the anterior cortex of the femur.
- In prep Histologic estimation of age of the First African Baptist Church adults.
- Heathcote, G.

- In prep History recorded in bone: population history based on morphometric analysis of Eskimo and Aleut crania. I. Methodology and initial results
- Helmut, H.
1939 Llanadfa Tomb H9-5811: analysis of the skeletal evidence. *OSSA* 13:109-118
- Knusel, C.
In prep Butchery practices at 16-22 Coppergate in the city of York
- Knusel, C. and D.Y. Burley
In press Burial patterns and archaeological interpretation: problems in the recognition of ranked society in the coast Salish region
- Lamb, N.P., Merbs, C.F. and J.D. Cadlen
In press Anthropometry of living populations. In: *HANDBOOK OF NORTH AMERICAN INDIANS VOLUME 3*, edited by R. Ford. Washington: Smithsonian Institution Press, Chapter 48
- Leroque, R.
A first glance at the biocultural adaptation of some prehistoric St Lawrence Iroquoians. *CANADIAN JOURNAL OF ANTHROPOLOGY* 5(2)
- Lovell, N.
1939 Test of Phenice's technique for determining sex from the os pubis. *AMERICAN JOURNAL OF PHYSICAL ANTHROPOLOGY* 79:117-120
- Meyhall, J.T.
In press Sexual dimorphism in the 3-dimensional determination of the maxillary first molar.
- In press Dental morphology of 45, X females
- 1989 Taurodontism in 45, X females. *JOURNAL OF DENTAL RESEARCH*
- 1989 3-dimensional analysis of maxillary molar crown of Canadian Inuit. *AMERICAN JOURNAL OF PHYSICAL ANTHROPOLOGY*
- 1988 Role of heredity in oral health of Arctic residents. *ARCTIC MEDICAL RESEARCH*
- Ossenberg, N.S.
In press Cranial nonmetric traits reveal affinities between peoples of northeast Asia and northwest North America. Paper presented at the Circumpacific Prehistory Conference
- 1987 Retromolar foramen of the human mandible. *AMERICAN JOURNAL OF PHYSICAL ANTHROPOLOGY* 73:119-128

in prep Anthropological aspects of masticatory mechanics: a review

Saunders, S.P.
1989 What's read in the bone. ROTUNDA MAGAZINE

1989 Nonmetric skeletal variation. In RECONSTRUCTION OF LIFE FROM THE SKELETON, edited by M.Y. Iscan and K.A.R. Kennedy. New York: A.R. Liss

1988 La croissance et le remaniement des os. RECHERCHES AMERINDIENNES AU QUEBEC XVIII(1)

Spence, M.
1989 Excavaciones Recientes en Tlailotlecán y el Barrío Oaxaqueño de Teotihuacán. ARQUEOLOGIA 5:81-104

Spence, M. and S.R. Saunders
1986 Dental and skeletal age determinations of Ontario Iroquois infant burials. ONTARIO ARCHAEOLOGY 46:45-54

MISCELLANEOUS

Brooks, S., Stark, C. and R.H. Brooks
1984 John Reid's redheaded 'giants' of central Nevada: fact or fiction? NEVADA HISTORICAL SOCIETY QUARTERLY 4:243-254

Cormack, J.L.
1985 Further educational experiments with Anthropology. ALBERTA MUSEUMS REVIEW 10(2):10-11

Cybulski, J.
in press History of research: physical anthropology. In: HANDBOOK OF NORTH AMERICAN INDIANS, VOLUME 7, NORTHWEST COAST, edited by W. Stulley. Washington: Smithsonian Institution Press

Kennedy, K.A.R. and S. Brooks
1984 Theodore D. McCown, a perspective of a physical anthropologist. CURRENT ANTHROPOLOGY 25:99-103

Morris, A.G.
1988 Discussing race in a racist society. ANTHROPOLOGY TODAY 4(1):3-5

1983 Archaeological evidence of 'Pipe-smoker's wear'. JOURNAL OF THE DENTAL ASSOCIATION OF SOUTH AFRICA 43:265-269

Spence, M.

1986 Band structure and interaction in early southern Ontario. CANADIAN REVIEW OF PHYSICAL ANTHROPOLOGY 5(2):83-95

Skinner, M.F.
1988 Dental evidence for delayed burial. CANADIAN JOURNAL OF ARCHAEOLOGY 12:184-189

Skwara, T. and E.G. Walker
1989 Extinct musk-ox and other additions to the Late Pleistocene Riddell local fauna, Saskatoon, Canada. CANADIAN JOURNAL OF EARTH SCIENCES 26(5):881-893

Willoughby, P.
in press Contribution à l'étude des sphéroïdes des bolos de quelques sites paléolithiques d'Afrique. L'ANTHROPOLOGIE

In press Early Stone Age archaeology and African studies: a move toward reconciliation. CANADIAN JOURNAL OF AFRICAN STUDIES

1987 Spheroids and battered stones in the African Early and Middle Stone Age. CAMBRIDGE MONOGRAPHS IN AFRICAN ARCHAEOLOGY #17

1985 Spheroids and battered stones in the African Early and Middle Stone Age. WORLD ARCHAEOLOGY 17(1):44-60

Collections and Field School Programmes

Arizona State University

- archaeological skeletal remains
- Nubians, primarily Meroitic, from Semna South, Sudan
- annual archaeological field school held in Arizona or New Mexico

Canadian Museum of Civilization

- approximately 3000 catalogue numbers from 8 provinces and the Territories

George Washington University

- 13 year collection of femurs from medical dissecting room, accompanied with thin sections
- samples consist of proximal one-third to one-half

McMaster University

- archaeological skeletal remains

Royal Ontario Museum

- research collections are available

Sapporo Medical College

- cranial series of Jomon, Hokkaido Ainu and Okhotsk cultures

Simon Fraser University

- archaeological skeletal remains
- annual field school programmes

Trent University

- Mayan materials from Altun Ha and Lamanai, Belize
- archaeological skeletal remains

Université de Montréal

- archaeological skeletal remains
- Quebecois settlers from 13th century
- archaeological field school at Point-du-Buisson, south of Montreal

University of Alberta

- extensive fossil primate casts from Palaeocene to Holocene
- archaeological skeletal remains
- comparative faunal reference collection
- archaeological field school in northern Alberta
- Faculty of Extension forensic archaeology course

University of Calgary

- about 20 macaque juvenile and baboon skeletons
- collection of fossil primate casts
- field school in primatology offered every two years
- archaeological field school at the Strathcona Archaeological Center, Edmonton

University of Cape Town

- 400 human skeletons from archaeological and forensic sources
- 75 cadaver skeletons and increasing at about 15 per annum

University of Guam

- skeletal series from Gognga-Gun Beach, to be reburied in 1992
- contract archaeology is available
- a fields method course is offered once a year

University of Nevada

- fragmentary series from Niah Cave, Borneo
- small series from Non Nok Tha, Thailand
- archaeological skeletal remains

University of Saskatchewan

- archaeological skeletal remains
- annual archaeological field school

University of Toronto

- Burlington Growth Study materials

- Inuit and Indian dental casts

- sex chromosome defect dental models

- archaeological skeletal remains

- archaeological field school

University of Western Ontario

- archaeological skeletal remains

- one term course on archaeological field methods

THE FAR SIDE

By GARY LARSON



"Mr. Osborne, may I be excused? My brain is full."

Comments and Suggestions about CAPA

1. Annual meetings

- annual Business meetings must be productive
- provide detailed information on upcoming Business meetings
- despite the desire to be friendly, more professionalism is required for success
- participation is plagued by small membership
- annual meetings to occur once every two years
- abstracts for annual meeting be submitted without translation, thus encouraging participation in both english and french
- all annual meeting correspondence in both french and english
- meetings to occur in downtown locations so that access to facilities and transportation is easily available
- annual meeting information distributed at an early date

2. Newsletter

- issued more frequently and regularly
- contains more valuable information such as 'teaching Physical Anthropology', 'Who's doing what research', book and film reviews and abstracts of annual meeting; this idea is important now that the journal no longer exists
- similar format to Physical Anthropology News (PAN)
- membership will decrease if publication slows or ceases
- consider external funding (eg. grants) for a regular publication
- with funding from CAPA, students produce newsletter with the responsibility shifting to different departments or universities every year

3. Memberships

- current and correct membership list, particularly with regards to newsletter distribution
- require increased participation from Maritimes and Quebec
- encourage student memberships by sending CAPA flyer to Anthropology departments by September for distribution to undergraduate and graduate classes
- increased communication among members
- provide a list of names and addresses of executive members
- distribution of a current annual membership list
- computer addresses for individual members
- require an accurate definition of a yearly membership (eg. Jan to Dec)
- problem of general membership apathy

4. Miscellaneous

- providing a mandate which describes advantages of belonging to CAPA
- professional links with other anthropology associations in Canada (eg. social anthropology and archaeology)
- possible amalgamation with the American Association of Physical Anthropologists
- seemingly nonimportant status of geographical areas outside of Ontario
- facilities provided by CAPA are unknown (eg. travel grants for students, Davidson Black Fund, student prize)
- price discount on books for CAPA members